





How to submit your work


What to take and not to take from the contest hall




Your table at the end of the contest.




Put all your work on problem 1 (including scratch paper on this problem) in the problem1 folder.




Put all your work on problem 2 (including scratch paper on this problem) in the problem2 folder.




Put all your work on problem 3 (including scratch paper on this problem) in the problem3 folder.



Put the problem folders in your contest folder.



No paper outside the problem folders in the contest folder.




Do not put blank sheets in the contest folder.

NOTE: On Day 2, the problem 4,5,6's folders are provided and all works will be put separately with respect to each problem folders as the same fashion.




How to submit your work


What to take and not to take from the contest hall




Put all your personal belongings and the problem sheets in your plastic bag.




Leave on the table: Question and Answer forms, blank sheets, un-submitted scratch paper, and the instruction sheets, the colored cards.



Your table before the contest folder is collected



Take only your plastic bag with you.



Your table after you left